




2023 Q2 Investor Conference Integrated Service Technology(iST)

www.istgroup.com



CONFIDENTIAL DOCUMENT. DO NOT COPY OR DISTRIBUTE.

2023.09.07

免責聲明



Safe Harbor Notice

本簡報及同時發佈之相關訊息包含財務、市場暨產品業務等預測性資訊。本公司未來實際發生的營運結果及財務狀況可能與這些預測性資訊所明示或暗示的預估有所差異，其原因可能來自於各種本公司所不能掌控的風險。這些預估及展望的訊息，反應本公司截至目前為止對於未來的看法，本公司並不負責隨時提醒或更新。

- iST's statements of its current expectations are forward-looking statements subject to significant risks and uncertainties and actual results may differ materially from those contained in the forward-looking statements.
- Information as to those factors that could cause actual results to vary can be found in iST's Annual Report and such other documents as iST may file with, or submit to, the Taipei Exchange from time on time.
- Except as required by law, we undertake no obligation to update any forward-looking statement, whether as a result of new information, future events, or otherwise.

宜特簡介



iST- Brief introduction

| | |
|--------------------|--|
| Company Name 公司名 | Integrated Service Technology(iST) 宜特科技 |
| Founded 創立時間 | 1994/09/09 |
| Listing date 掛牌時間 | 2004/12/28 |
| Capitalization 資本額 | NT 747,751,210 |
| Chairman /CEO | Danny Yu 余維斌 |
| Human Power 員工人數 | 1000+ |

FA
故障分析

Xray, 超音波



非接觸檢驗中心



切片、電性、物性



深度檢驗中心

FIB電路修改

高精度手術室

MA
材料分析

+ DNA血液解析中心



電子產業的醫療集團

RA
可靠度驗證



健康檢查中心

SI
訊號測試



腦波分析實驗室

宜特的價值:為客戶創造更大的價值

iST' s value is continuing to create value for our customers

1

協助客戶「加速研發」

A R&D partner for speed-up the time to market

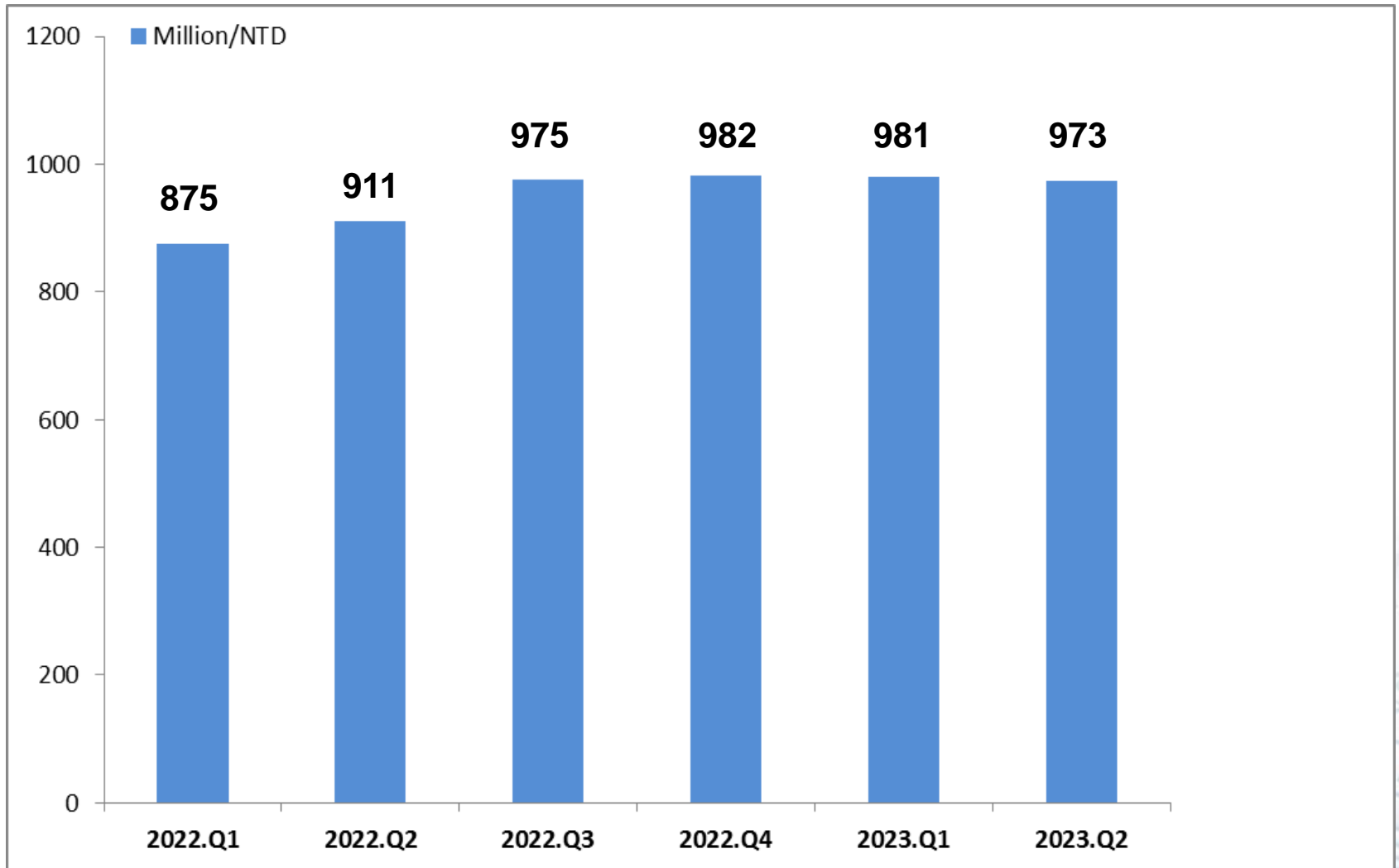
2

協助客戶「把關產品品質」

An impartial lab to assist customers in quality control

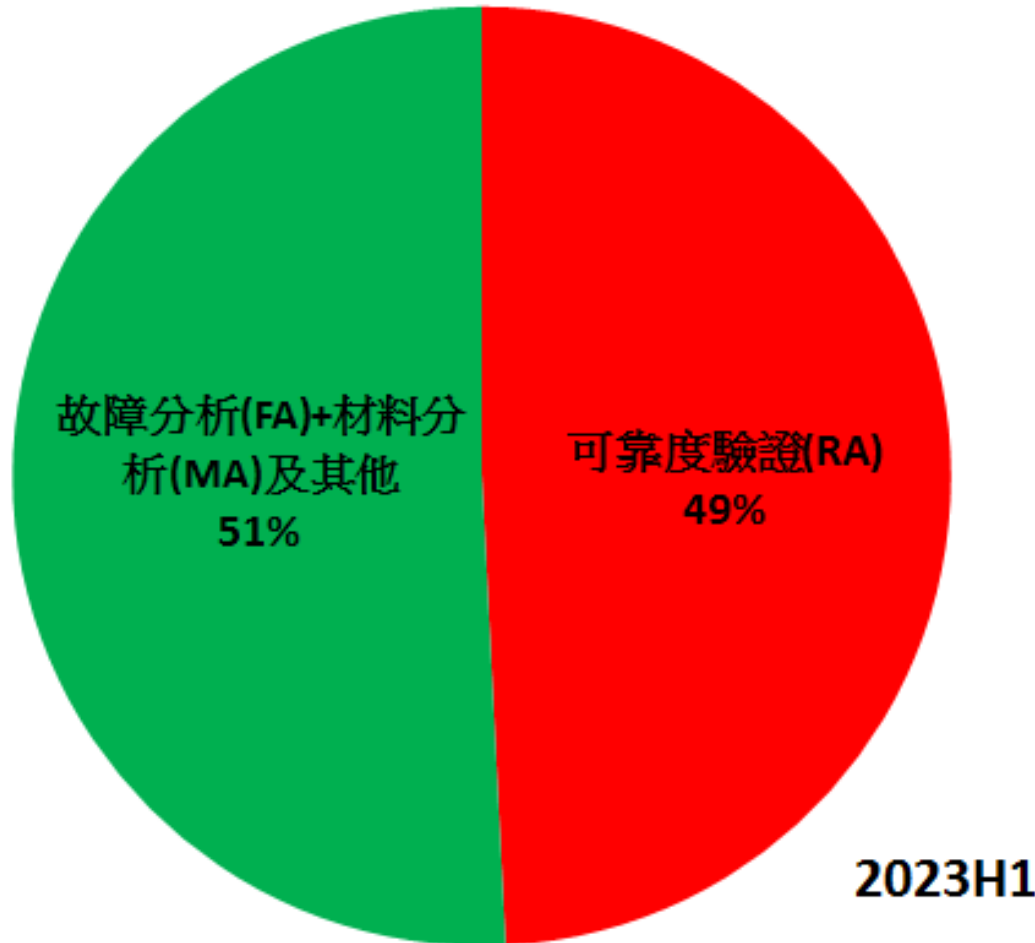
Consolidated Revenue

2022 Q1 – 2023Q2



營收比重

Revenue Breakdown by Labs



損益表

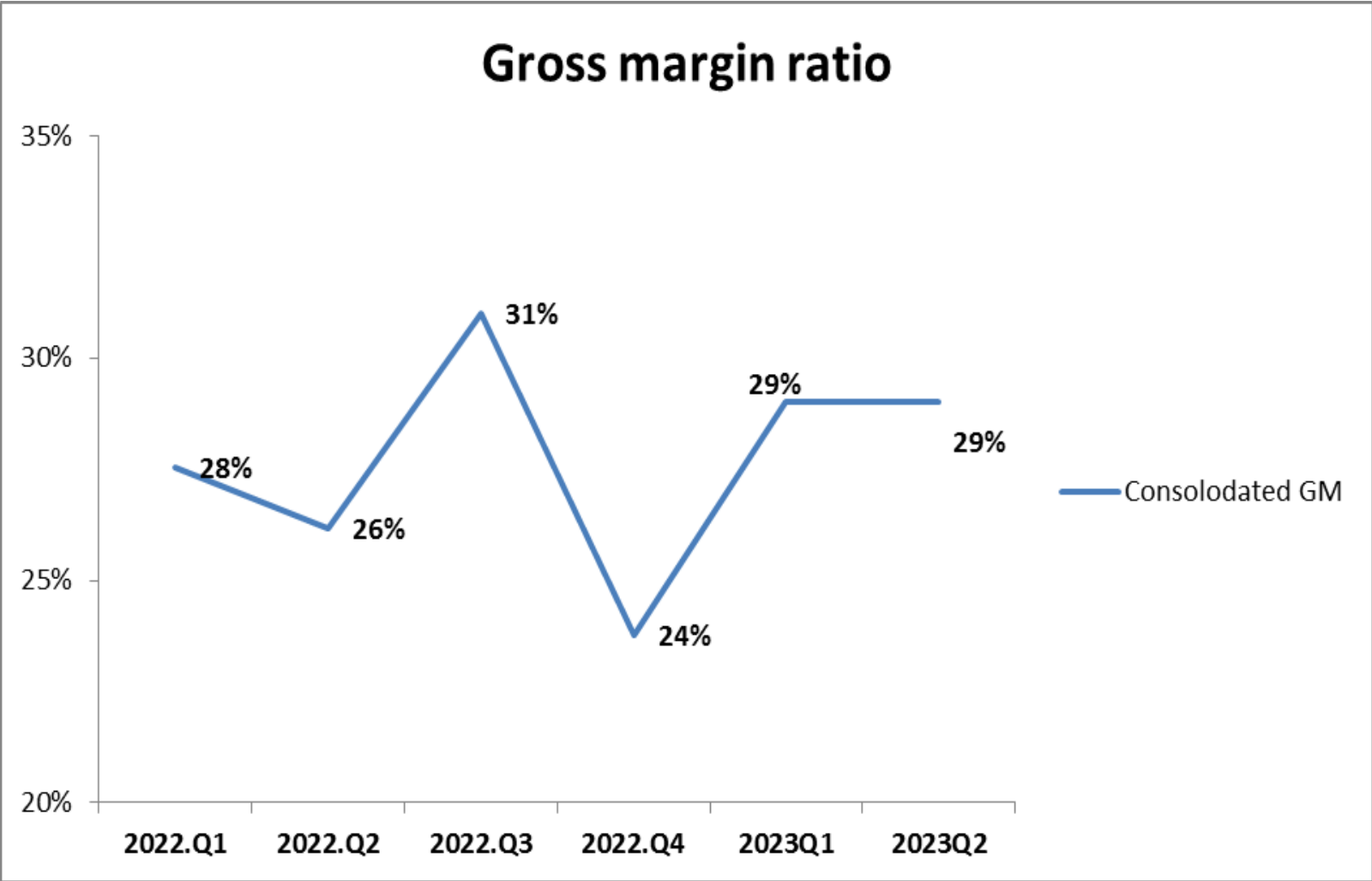
Income Statements



| | 2Q23 | 1Q23 | 2Q22 | 2Q23 Over 1Q23 | 2Q23 Over 2Q22 |
|--|------|------|------|----------------------|----------------------|
| 單位:新台幣百萬元/(in NT\$ Million unless otherwise noted) | | | | | |
| 營業收入 Net Revenue | 973 | 981 | 911 | -0.8% | 6.8% |
| 營業毛利 Gross Margin | 276 | 280 | 238 | -1.4% | 16.0% |
| 營業費用 Operating Expenses | 172 | 175 | 164 | -1.7% | 4.9% |
| 營業淨利 Operating Margin | 104 | 105 | 74 | -1.0% | 40.5% |
| 營業外收入及支出 Non-Operating Items | 18 | (0) | 33 | 4600.0% | -45.5% |
| 本期淨利 Net Profit Margin | 151 | 98 | 91 | 54.1% | 65.9% |
| 基本每股盈餘(新台幣元) EPS(NT Dollar) | 2.02 | 1.31 | 1.22 | 54.2% | 65.6% |

毛利率

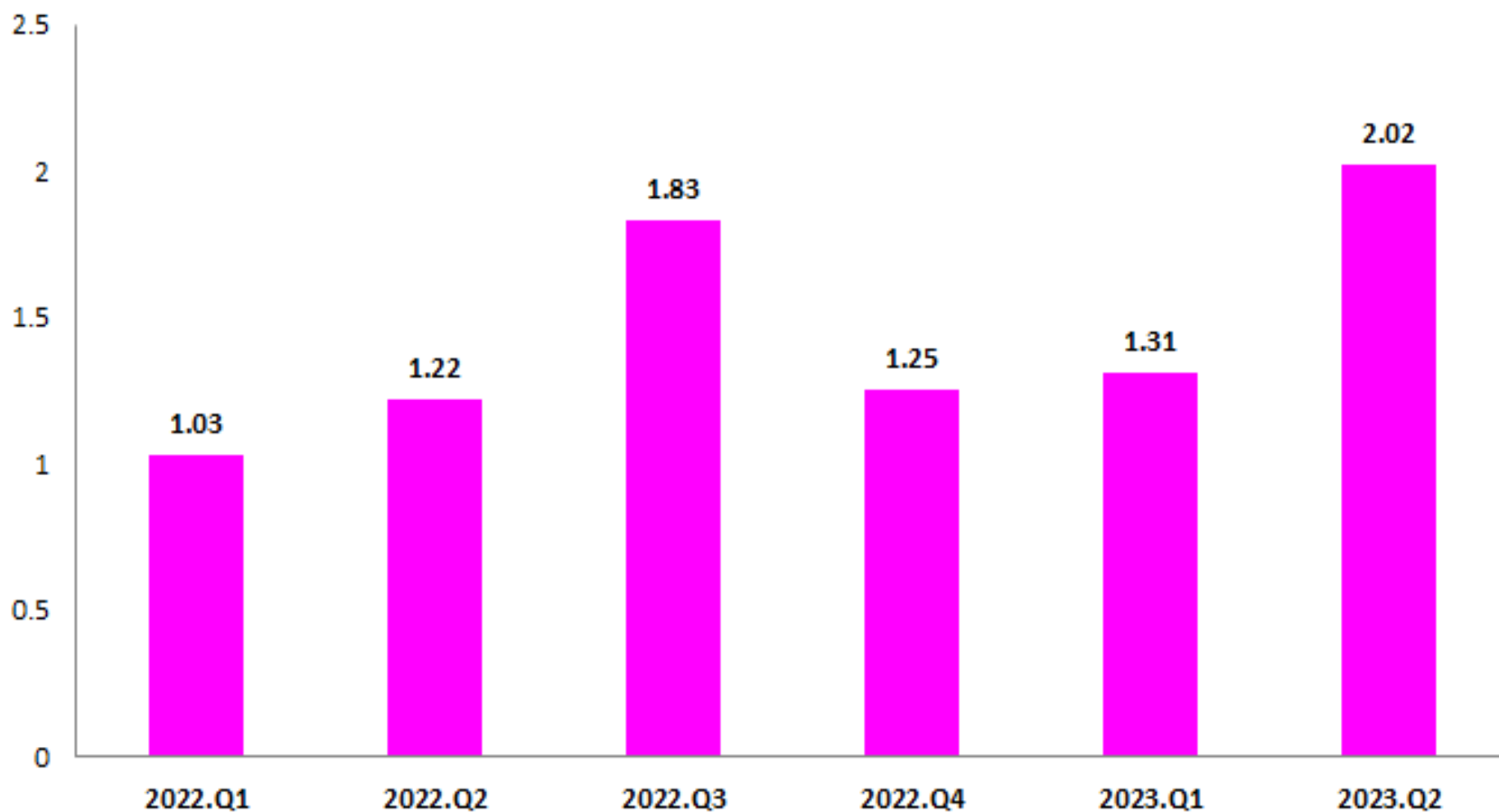
Gross margin



iST EPS

2022Q1 – 2023 Q2

單位：元



子公司 Subsidiary



宜錦Propowertek (晶圓薄化廠 Wafer thinning)



- 2023H1虧損擴大，主要原因受客戶庫存調整、中國嚴格防疫封控及中美貿易衝突、通膨等影響。
- The main reasons for the losses in the first half of 2023 are: due to customer inventory adjustment, China's strict quarantine control, US-China trade war, inflation, etc.